

Club News

Oct 2019

President:

Mitch Galletly M: 0419888515
info@creativeshots.com.au

Vice President:

Royce Bishop M: 0419609307
info@creativeshots.com.au

Secretary:

David Condie M: 0439250955
secretary@creativeshots.com.au

Treasurer:

Donna West M: 0419749455
treasurer@creativeshots.com.au

Newsletter:

Marian Moyle M: 0478840864
newsletter@creativeshots.com.au

Committee Members:

John Robertson
Royce Bishop
David Phillips
Marian Moyle
Leigh de Wit
Pamela Finger

Creative Shots Photo Club Inc.
ABN 23 568 672 406
PO Box 5257
Mackay Mail Centre Qld 4741

**Website and Social Media
Ordinator**

www.creativeshots.com.au
Leigh de Wit



Co-

Club Meetings:

3rd Wednesday of Month
'Sarina' Meeting Room
Jubilee Community Centre,
Mackay Regional Council Building, Alfred
Street, Mackay
6:45pm for 7pm start

A Quick Word from the President

What's in this issue

Hi All

The next big thing is our Christmas party, Saturday 23rd November at Bucasia beach park. BYO to share starting at 4pm.

The People's Choice Exhibition images have been chosen and you should have been notified of our choices. These need to be brought to the November club meeting so framing can start ready for hanging in December.

It has been decided that the AGM be held in February. Please consider taking a position on the Committee if you can. More and different input is what makes our club grow.

I believe the club has had a great year in 2019 with good meetings and great outings. We have had a full year implementing our judging system. I believe the changes have been for the better, however it will need to be reviewed and improved to continue to meet the changing character of the club members and interests. Changes have been made to Photojournalism, the inclusion of Monochrome and the scoring structure.

Today we judged the November club photos with a high standard of image presented.

A reminder that images presented in January are eligible if taken in the previous 12 months.

See you all at the November meeting.
Mitch



October Meeting Roundup

Royce and Mitch had worked together to present a night of lens calibration information plus a practical demonstration. Their lens calibration tool was the Spyder LensCal. Mitch passed around his LensCal for us to look at while Royce has his set up on a tripod ready for practical use.

First, they talked about how lens calibration for auto focus was essential for many photographic applications such as portraiture and macro where it is critical to get the sharpest focus just where you need it.

The LensCal supports the major brands of high-end cameras. The camera menu is able to hold the information regarding each different lens in use based on the id number for individual lenses. Thus, the camera can adjust its auto focus for each lens once the calibration has been done.

Then we watched a video that further explained the LensCal and how to use it. [Here's the link.](#)

Royce then demonstrated how to adjust the auto focus on his camera as Mitch showed the images on Lightroom. Each time Royce took a picture of the LensCal, we could see how his adjustment was getting closer or further away from perfect focus.

If this is something you want to follow up for yourself, the LensCal is available from various retailers for around \$100 - \$125.

October Outing Report

The Rocky weekend started out as eight. However, only four ended up going. We had four cancellations but that did not detract from the weekend as a good time was had by all who attended.

Mitch, Tracy, Leigh and myself travelled in two cars setting off on Thursday morning. The first stop was at Tedlands Wetlands on Landing Road, Koumala. The bird life was quite prolific. The wetlands would be a great outing for the club or at least for those of us who like photographing birds. The group then travelled south and checked out the beach scrub at Camilla Beach, another place that could be a day or weekend camping spot for the club. It has lots of potential for great photography.

Mitch could not go past the "Ice Cream Shop" at Flaggy Rock so this became our third stop. While Mitch feasted on Ice Cream, Leigh and I had a fun time photographing the birds and water skinks around the dam at the back of the car park. With Mitch now full of ice cream, it was time to set off for Olsen's Caves Caravan Park at the Caves. Leigh and I made good time and reached the designated meeting spot "The Caves Pub". We ordered lunch and cold drinks and made a quick phone call to see how long Mitch and Tracy would be. Only to find that Mitch was having trouble keeping his eyes open and they had stopped for a short "Poppy & Nanna Nap". The advantages in towing our own van! Another round of drinks and all reunited, we made for the caravan park to set up camp for the weekend.



The day was drawing to a close and it was time for sundowners in the camp kitchen before a quick shower and off to the Caves Pub for dinner.

After a leisurely Friday breakfast, all four of us, in Mitch's car drove the bush and back roads of Barmoya looking for birds and things to photograph. A busy morning and hungry work. We then headed for Rocky and the Botanic Gardens where we had lunch and spent the afternoon photographing wildlife on the swamp at the end of the Rocky airport strip, and birds in the Botanic Gardens flight Aviary. Tracy sat and fell in love with the chimps. It was then back to the park, sundowners and dinner at the Caves Pub again.

Saturday morning breakfast was again a leisurely affair before we headed to Yeppoon and Ross Creek to photograph the boats at their moorings. Coffee on the

beach front was a highlight. Great views! It was then over to Cooe Bay to play with filters and photograph Yeppoon across the bay, a very nice landscape. We then went over to Roslyn Harbour for a look around and took a couple of photos before heading up to Cooberrie Park Wildlife Sanctuary. We spent the afternoon at the sanctuary with lots to photograph before heading back for sundowners and dinner at the Caravan park. Sausages on bread - a real feast. After dinner all four of us and a park guide did a night tour of Olsen's Cave. We had the cave to ourselves and the guide was very cooperative and turned the lights on and off as we requested. Some great photos were captured in the two and a half hours we were in the cave. Mitch took a 68 photograph panno that ended up being something like 2.6 meters by 1.6 meters full size. Great stuff!!



Sunday morning breakfast was again a leisurely affair before we headed into Rocky and drove east along Quay street towards the Fitzroy River. Very dry and not a lot to photograph. We then headed out along the old Port Curtis road finding a lagoon with birdlife on it and a couple of old rusty buildings to photograph.

Lunch at the Coffee Club in Quay Street, then out to the Kershaw Gardens to again play with filters and do a panno of the waterfall. Sundowners at the caravan park before dinner and NRL grand final at the pub. Monday was a quick breakfast and pack up before heading home. Leigh and I checked out St Lawrence wetlands on the way up the highway, another place with potential for some great wild life and bird photography.

Home to Sapi Hollow in time for my wife to make Leigh and myself some lunch.

A great weekend. Sorry for those who didn't make it you missed a fun time.

Keep Snapping Royce

November Meeting- What's On

November) Meeting is **Wednesday, 20th November 2019**

Venue: Jubilee Community Centre, "Sarina" Meeting Room,

Parking at the MECC or Art Space. Access via door facing MECC carpark. There's an electronic calendar displaying all meetings in progress. Hit the buzzer for the 'Sarina' Meeting Room to let us know you're there and we'll beetle down to the door and let you in.

Time: 6:45pm for 7pm start

It's a **Competition Night**.

Please bring along your printed images for the People's Choice Exhibition. We Need to insert them into frames for display hanging on 2nd Dec 2019.

NOTE: The first meeting in 2020 will be 15th January 2020. Please bring along your competition images for February.

This will be an Open Competition where images from the past 12 months are eligible.

Please be advised that the Creative Shots AGM will be held at the February 2020 meeting where all positions will be declared vacant.

Christmas Party

Save the Date!!

The Creative Shots Christmas Party will be held on Saturday 23rd November at **Bucasia Beach**. It will be a BYO Barbeque - bring salads and sweets to share.

We'll meet up at the BBQ space at 4:30pm.



2019 Meeting & Exhibition Schedule

| | |
|-------------------------|---|
| January 16th ✓ | Award Night for 2018 Competitions - Followed by Information Night |
| February 2th ✓ | Competition Night |
| March 20th ✓ | AGM - Followed by Competition Night |
| April 17th ✓ | Information Night |
| May 4th - 6th ✓ | Long weekend visit to Ravenswood |
| May 15th ✓ | Competition Night |
| May 19th ✓ | Finch Hatton Gorge outing |
| June 26th ✓ | Information Night - NOTE: date change due to Mackay Show |
| July 17th ✓ | Competition Night |
| July 20th ✓ | One-day workshop - please RSVP to info@creativeshots.com.au asap |
| August 21st ✓ | Information Night |
| August 23rd - 25th ✓ | Eungella outing |
| September 7th ✓ | Workshop with Adam Williams - The Art of Storytelling |
| September 14th & 15th ✓ | Mini PSQ Conference hosted by Mackay Camera Club |
| September 18th ✓ | Competition Night |
| October 5th, 6th, 7th ✓ | Queens Birthday weekend - Rockhampton - outing |
| October 16th ✓ | Information Night |
| November 20th | Competition Night |
| November 23rd | Xmas Party BBQ at Bucasia Beach |
| December | EXHIBITION |

2019 - People's Choice Exhibition -

This year's People's Choice Exhibition & Competition will be on display at the Gordon White Library, Mt Pleasant.

When: 2nd December 2019 to 26th January 2020

Subject: "Diversity of North Queensland"

Those participating will have already received an email telling you which of your images have been selected and should now be printed for the exhibition. Please bring along your printed images to the November Meeting so they can be framed ready for hanging on 2nd December.

Note: All prints offered for exhibition are at the member's own risk. All reasonable care is taken in framing and hanging of prints. The Club takes no responsibility for loss or damage however caused to any print submitted for display.



SAVE THE DATE

Opening Night
Friday 1st May
through to
Monday 4th May
2020

What you need to do

- ✓ Reserve the dates in your calendar
- ✓ Like our facebook page PSQ2020
- ✓ Get ready to be Inspired and Motivated!

STORYTELLERS

YOUR 2020 VISION



PSQ MACKAY CONVENTION MAY 2020



psq2020mackay@gmail.com

Price Schedule

3 Day Pass **Early Bird** \$180 per person

3 Day Pass \$200 per person

1 Day Pass **Early Bird** \$90 per person

1 Day Pass \$100 per person

Early Bird Registration closes 31st January 2020

Photography Tips

While we have a small break over the Christmas/New Year period, it may be time to practice some Street Photography and/or Photojournalism - especially if you are travelling to an interesting city. Here's some tips to help.

[Juxtaposition in photography](#)

[Some Street Photography articles from Light Stalking](#)

[Street photography: shape the essence with geometry](#)

[Six Photographer Who Are Rewriting Street Photography's Rigid Rules](#)

Photography Gear for Sale

FOR SALE: Noel & I have the following Canon photography equipment available for purchase. Selling because we're moving to Sony.

These prices have been quoted by Ted's Camera Store so we're firm on them, and anything we don't sell will go to Ted's in the new year. All equipment is in very good condition, has always been stored in a dry cabinet, and lenses are only ever changed in a controlled environment.

Michelle

| Item Description | Price | Member Contact Details |
|--------------------------------|---------|---|
| Canon EF 24-70mm f2.8 LII | \$ 1500 | Michele on jacksonstockphotography@gmail.com |
| Canon EF 70-200mm f2.8 L IS II | \$ 1000 | Michele on jacksonstockphotography@gmail.com |

Artspace Mackay Photography Exhibition

Sacred Ink: Connecting to culture

Foyer Gallery, Artspace Mackay

8 Nov to 16 Feb

Sacred Ink: Connecting to culture is an Artspace Mackay photographic exhibition delivered in partnership with the Mackay and District Australian South Sea Islander Association (MADASSIA), which explores how the art of tattooing has been embraced by local Australian South Sea Islanders as a means of cultural connection to, and affirmation of, their South Sea Islander heritage. Sacred Ink investigates the stories of their tattoos and how they intersect with themes of family, heritage and identity.



**MACKAY & DISTRICT
AUSTRALIAN SOUTH SEA
ISLANDERS ASSOCIATION
INC.** ABN 35885100445
PO BOX 6880, WEST MACKAY Q. 4740

IMAGE: Jardine Bobongie, 2019. Photograph: Jim Culle

COMPETITIONS

We're providing links to various competitions that come to our notice. Please read all the T&C's to ensure that you're happy with the copyright information as to what happens to your image once submitted.



A digital photography competition site. Sign up for FREE to see what it's all about. Some amazingly interesting images. Follow the link DPChallenge.com



PHOTO FRIDAY

A new theme every week. For more information follow the link [camerahouse - Competition](#)



A free monthly competition with a new theme every month. For more information follow the link [Australian Photography - Free Monthly Competition](#)



Nature Photographer of the Year

Entries for 2019 have closed, so start working on your best nature shots for the [2020 Competition](#).

Photography Services

Please read all the T&C's.



Cherish Artz
PHOTOGRAPHIC ARTISTRY

Looking for Photography Workshops, Classes or Fine Art Printing
Follow the link [Cherish Artz](#)



momento™

Photobooks, Stationery and other gift ideas.
Follow the link [Momento](#) for more details.

PhotobookSHOP

Capture your memories

Photobooks, Canvas, Acrylic or Wood Prints, Cards and other gift ideas.
Follow the link [Photobookshop - Special Offers](#)



Prints, Photobooks, Canvas and other gift ideas.
Follow the link [Snapfish](#) and check out their Weekly Deals.

S Streets
IMAGING SERVICES

Over 40 years of experience.
These guys offer all printing possibilities for your photos.
Follow the link [Streets Imaging Services](#)

ARTIFY

Looking for a marketplace to sell your photography. Check out Artify.
Follow the link [ARTIFY.COM.AU](#)



Brilliant Prints
The Canvas Printing People

Follow the link [Brilliant Prints](#)




imagebank
AUSTRALIA

Specialising in Acrylic and Canvas Prints
Follow the link [imagebank Australia](#) for more details and special offers.

Processing Software

Here are a few options ... we'll keep adding to the list as these are not all that's out there and available



Here's the link:
[Adobe Creative Cloud](#)
A free trial is available.



Here's the link:
[On1 Photo Raw](#)
A free trial is available.



Here's the link:
[nik collection](#)
Download is still available for free



Here's the link: [Topaz Labs](#)
A free trial is available

Competition Category Definitions

Flora and Fauna

Fauna includes all creatures in the animal kingdom – wild, domestic and pets. Examples include, among others; mammals, reptiles, amphibians, fish, insects, birds, mollusks and arthropods. Flora shows plants including flowers, fungi, lichens and other living (or once living) things that are not in the animal kingdom. In each case the primary subject for flora must be the plant (not for example, a landscape that happens to have some trees scattered around). Maximum Print size: A4

Portraiture

Images should show a person or small group of people either isolated or in context of a place. Portrait photographs may be candid shots or highly controlled studio shots, or anything in between. Maximum Print size: A4

Landscape and Architecture

Landscape shows natural spaces and extends to seascape, countryscape, moonscape, starscape or any other naturally occurring physical 'scape'. Architecture includes any man made structures. Maximum Print size: A4.

Creative

Images produced through the use of imaginative skill. Creativity may occur in setting up the scene, capturing the image, in post production or any combination thereof. Original images must be the photographers' own work - effects such as textures, overlays etc. using software are permitted. Maximum Print size: A4

Photojournalism

Depicts a photographic story of an event and its impact, including news, sports, personalities and human interest. This category also includes street photography. The story telling value of the photograph shall be weighed more than the pictorial quality. In the interest of credibility, photographs that misrepresent the truth, such as manipulation to alter the subject, or situations that are set up for the purpose of photograph, are unacceptable. Maximum Print size: A4.

Novice

This category is meant to encourage new members, point & shoot users and members who are beginner photographers to compete and hone their skills. Members may remain in Novice until comfortable to compete in other categories, but cannot return to Novice. No points will be awarded but each entry will receive a critique. Maximum Print size: A4.

Competition Guidelines

All the Competition Categories are run each competition night - there is no fixed subject for competitions.

Each member will be able to enter a maximum of 6 images in total.

Each member may enter a maximum of 3 images per category.

Images must have been taken within the previous 6 months.

Images must have been taken by the member entering the image.

All post processing must have been completed by the entrant, or under their explicit instruction.

Member must be financial to enter competitions.

Print Size: Maximum A2.

Points Earned:

Each image entered earns you 1 point towards the annual Club Awards. Plus, Gold = 3 points, Silver = 2 points, Bronze = 1 point.

Photo of the Month in each comp category earns an extra 1 point. (So, the more you enter the more chance you have of becoming an award winner).

Images may be submitted as a print or as a digital file.

Images for competition must be submitted at the preceding Information Night.

This allows one month for the judges to convene and conduct their judging. All images will be displayed on the Competition Night and critique given.

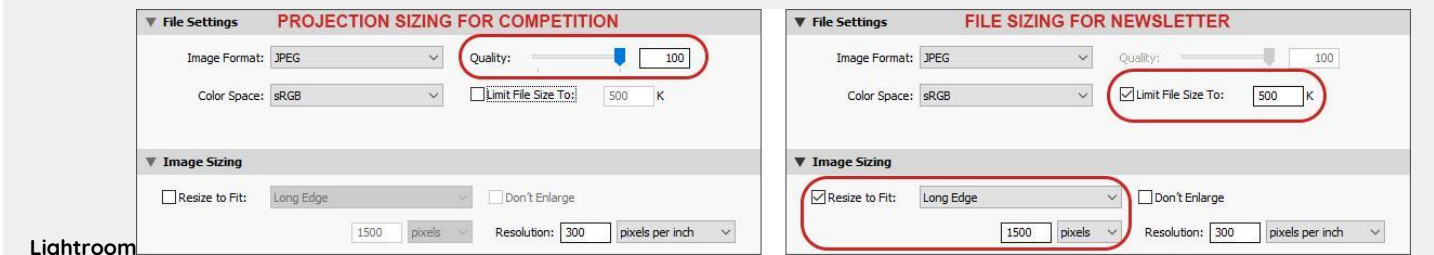
(As every effort is made to calibrate the computer screen and the projector to get the colours correct, members will need to realise that the digital file may not view the same as their home computer screens are not calibrated. It is at the member's discretion whether they submit a print or digital file).

Digital

Images supplied in digital format to be sized as follows and supplied on usb to the Projection Coordinator before the start of the meeting:

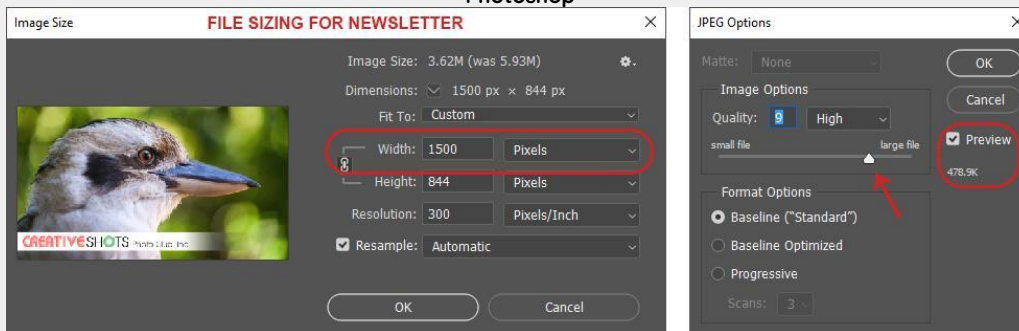
Note: by providing your images in digital format, you automatically agree that the Club can share your images on the Club's website, social media and Newsletter.

Naming your Images: yourname_category_imagename *i.e. joeblogs_Enhancelt_prettyflower*



Lightroom

Photoshop



EACH DIGITAL IMAGE SUPPLIED MUST BE SAVED IN BOTH PROJECTION AND NEWSLETTER SIZES IN SEPARATE FOLDERS ON YOUR USB IE:

Folder = Comp (and include the projection sized images)

Folder = Newsletter (and include the newsletter sized images)

Naming your Images: yourname_category_imagename *i.e. joeblogs_Enhancelt_prettyflower*

These updated Definitions and Guidelines can also be found on our website <https://creativeshots.com.au/competitions/>